

SAFETY HELMET WEAR AND CARE GUIDE

All Centurion safety helmets are professionally designed, manufactured and tested to the highest standards. All helmets comply with the current European Standard (EN 397) for industrial safety helmets.

Fitting

Every safety helmet should be adjusted so that it is a snug fit to each individual's head. A too tightly fitting helmet will cause discomfort to the wearer, whereas one that fits too loosely may not provide adequate protection in the event of an accident occurring.



Marking

The material used for the helmet shell has been specifically chosen for its shock absorption and impact properties and for its durability. It can, however, be sensitive to chemical attack. For this reason, it is recommended that helmets are not painted, should not be marked with felt tip pens and do not have decals or labels applied*. Centurion helmets that have been pad printed by us use thoroughly researched compounds which have no long-term effect on the properties of the helmet.

* Certain labels have adhesive that do not affect the protective properties of the shell material. We offer a free of charge service to test the adhesive of labels in our laboratory to check their suitability on our helmets.

Cleaning

Should a safety helmet require cleaning, we would advise that it is cleaned with warm soapy water and a soft cloth. Any helmet which does not come clean with this treatment should be replaced. Do not attempt to clean a helmet with solvents or abrasives.

Storage

The helmet can be stored in its original transport cartons at storage temperature (0°C to + 30°C) in the dark, for up to 5 years from date of manufacture (without effecting the 'in-use' lifetime). Exceeding 5 years storage will reduce its in-use lifetime accordingly. Storage in direct sunlight, extremes of temperature and in a fashion that is liable to distort the shell is not recommended. This will reduce the helmet lifetime.

Lifetime of a helmet


The helmet has an in-use life of up to 5 years from the date of issue to the user (ie. removal from storage). It is recommended that after 5 years use the helmet is destroyed. Excessive wear & tear and use in extreme environments can considerably reduce the life span of the product.

An in-use life statement from a manufacturer is purely a recommendation for guidance and good practice. However, Centurion has done substantial testing on helmets over the years, researching the effects of the helmets raw materials, including its UV stabilising properties and are very confident in quoting the 5 year period.

The date of manufacture is moulded into the helmet – the year is detailed ie 18 = 2018, the inner circle denotes the year of manufacture and the outer circle denotes the quarter.


Depending on the helmet type, the date of manufacture is engraved in a different location:

Nexus:



Right hand side in centre

Spectrum:



Front right hand side on ring

Reflex:

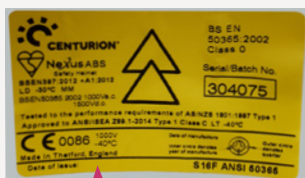


Front left hand side on ring

Other Centurion helmets:



Right hand side on peak



Date of issue

Date of issue

Centurion also supply a label inside the helmet which includes the 'date of issue' for the wearer or employer to complete.

Wear and Care Checklist

- ✓ Check for deep scuffs or scratches
- ✓ Check the chinstrap is in good condition
- ✓ Do not put any unchecked stickers or pen on the safety helmet
- ✓ Check your helmet is CE marked
- ✓ Check your date of manufacturer (Centurion 5+5)
- ✓ Do not wear any unlicensed headwear underneath your helmet
- ✓ Do not throw your safety helmet around
- ✓ When not being used place in a helmet bag or store somewhere safe